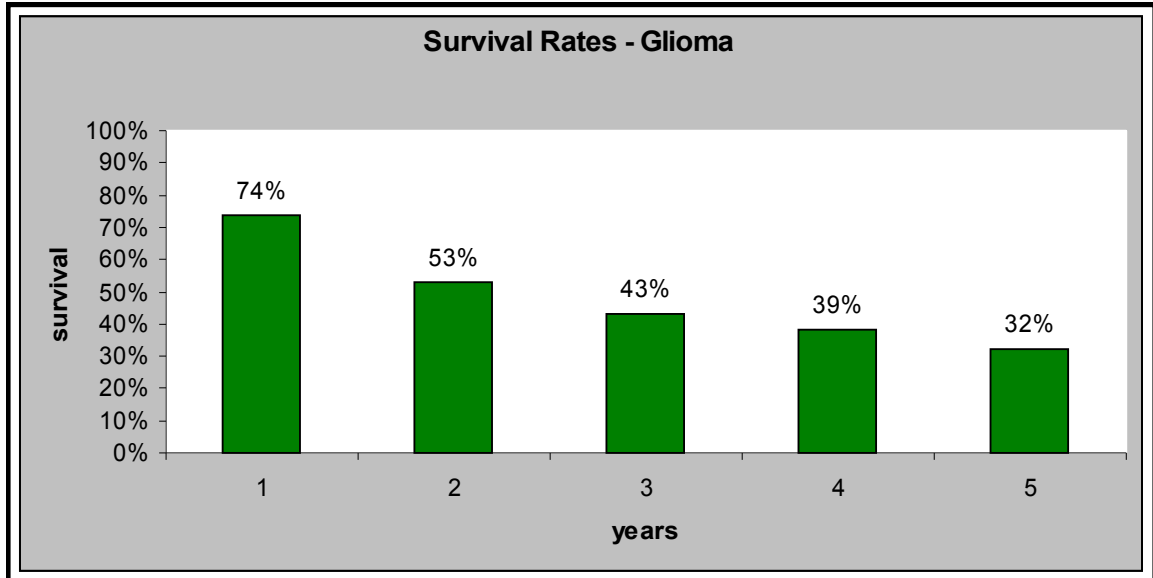
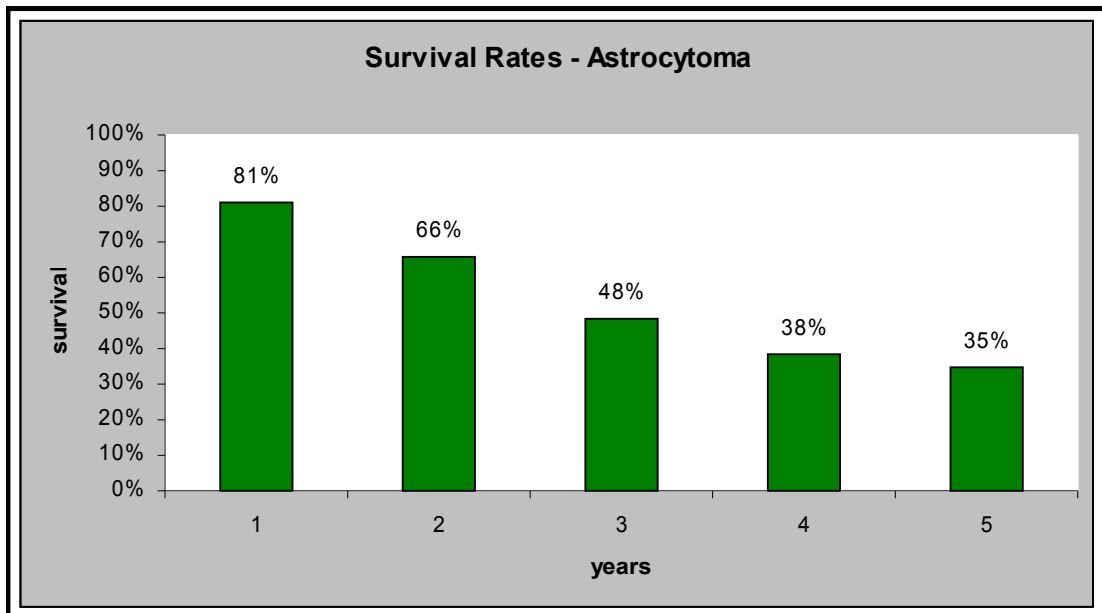


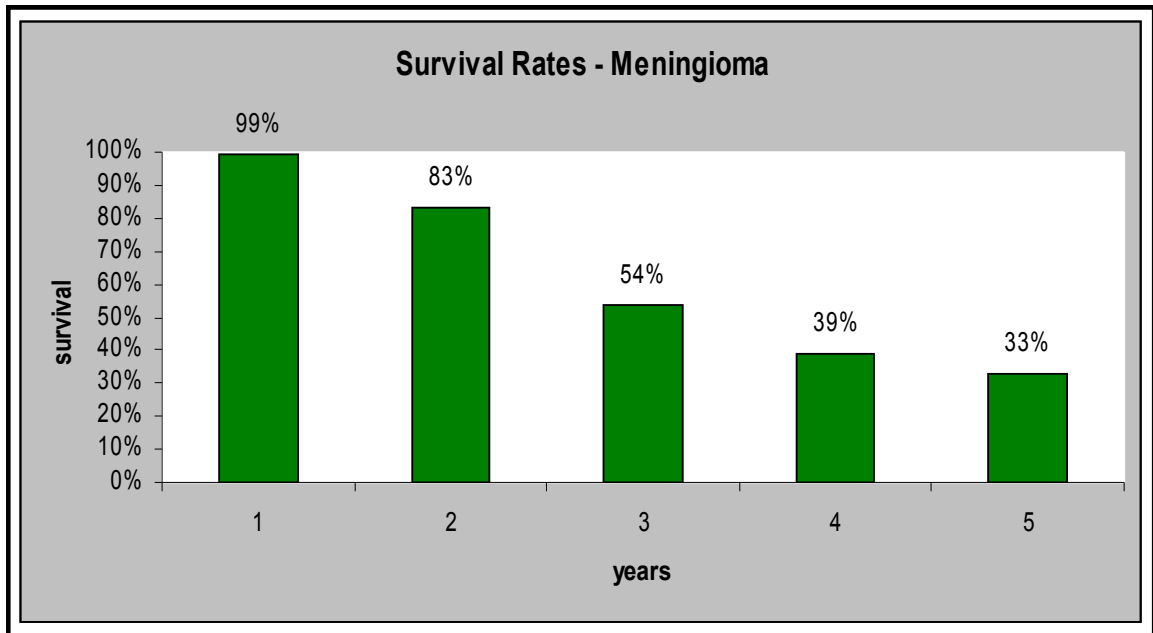
Among the brain tumor cases seen at PBHRF from 1996-2001, the malignant glioma cases for which follow-up data was available and which were treated only by the Banerji Protocol were analyzed and survival rates were calculated for a period up to five years after initiation of treatment for 148 cases of malignant gliomas and 144 meningiomas.



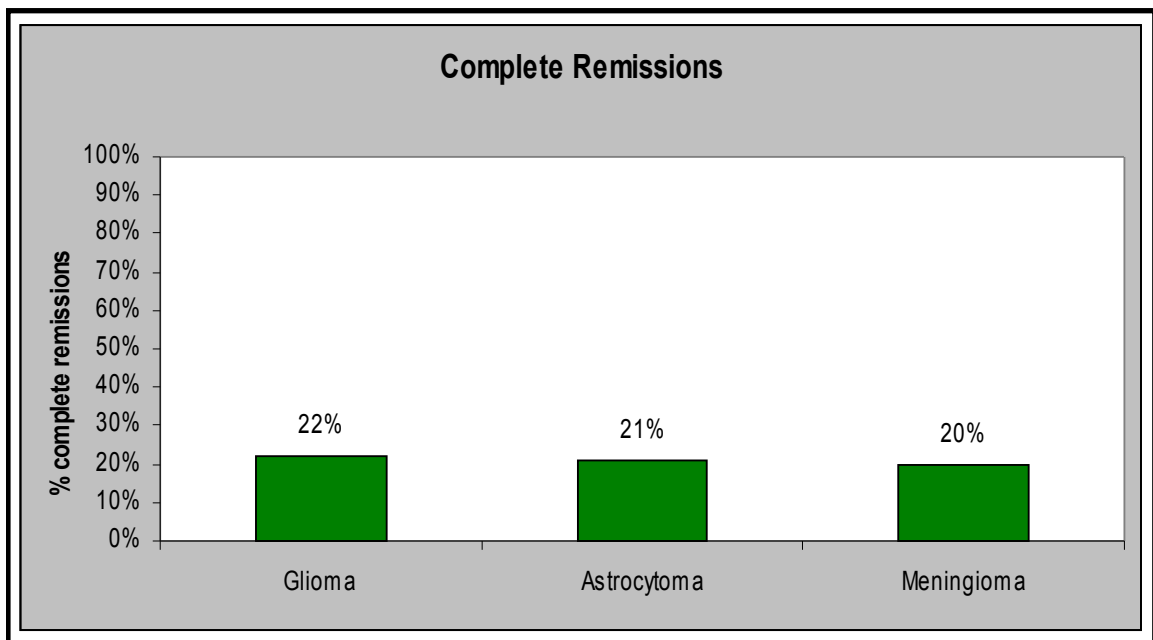
Overall survival rates for gliomas were 74%, 53%, 43%, 39% and 32% at 1,2,3,4 and 5 years respectively.



For the astrocytomas graded 2-4, survival rates were 81%, 66%, 48%, 38% and 35% respectively.



Meningioma survival rates were 99%, 83%, 54%, 39%, and 33%.

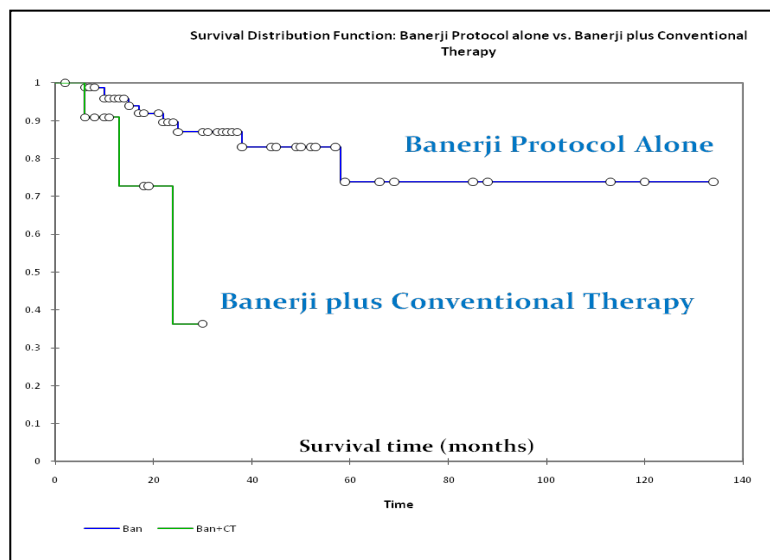


Of special note is that 21% of the astrocytomas, 22% of gliomas, and 20% of meningiomas went into complete remission with only the 'Banerji Protocols' and without any surgery, chemotherapy or radiation.

## BRAIN TUMOR/CANCER

Recently we conducted a Kaplan-Meier survival analysis of our cases of glioma brain tumors, comparing those who were treated exclusively by the Banerji Protocol with those who also had other conventional Western medical treatment either before or during our treatment. For the 91 cases treated exclusively with the Ruta/Calc Phos protocol, mean survival time was 92 months. For the 11 cases treated with conventional plus Banerji therapy, mean survival time was 20 months.

### Kaplan-Meier Survival Analysis: Brain Tumor Cases



**Mean survival time: 92 months**

Among those who were on the Banerji Protocol without any other treatment, 7% of the cases were completely cured with our therapy. 60% were improved, 22% achieved *status quo*, and 11% were worse or expired. Mean follow-up time was 23 months.

**Glioma Cases: Last Known Status over 10 Years (N=91; average follow-up time 23 months, range 6 months to 10 years follow-up)**

